

ISSUER FREE WRITING PROSPECTUS
DATED MAY 17, 2022
FILED PURSUANT TO RULE 433
REGISTRATION No. 333-255475

ATAX

AMERICA FIRST
MULTIFAMILY INVESTORS, L.P.

ATAX PREFERRED SERIES A-1 EXCHANGE OFFERING

FORWARD-LOOKING STATEMENTS

THIS PRESENTATION INCORPORATES INFORMATION FROM A PROSPECTUS DATED APRIL 15, 2022, FILED BY AMERICA FIRST MULTIFAMILY INVESTORS, L.P. (THE "PARTNERSHIP") WITH THE SECURITIES AND EXCHANGE COMMISSION FOR THE OFFERING TO WHICH THIS COMMUNICATION RELATES (THE "PROSPECTUS") AND CONTAINS FORWARD-LOOKING STATEMENTS. ALL STATEMENTS IN THIS DOCUMENT OTHER THAN STATEMENTS OF HISTORICAL FACTS, INCLUDING STATEMENTS REGARDING OUR FUTURE RESULTS OF OPERATIONS AND FINANCIAL POSITION, BUSINESS STRATEGY AND PLANS AND OBJECTIVES OF MANAGEMENT FOR FUTURE OPERATIONS, ARE FORWARD-LOOKING STATEMENTS. WHEN USED, STATEMENTS WHICH ARE NOT HISTORICAL IN NATURE, INCLUDING THOSE CONTAINING WORDS SUCH AS "ANTICIPATE," "ESTIMATE," "SHOULD," "EXPECT," "BELIEVE," "INTEND," AND SIMILAR EXPRESSIONS, ARE INTENDED TO IDENTIFY FORWARD-LOOKING STATEMENTS. WE HAVE BASED FORWARD-LOOKING STATEMENTS LARGELY ON OUR CURRENT EXPECTATIONS AND PROJECTIONS ABOUT FUTURE EVENTS AND FINANCIAL TRENDS THAT WE BELIEVE MAY AFFECT OUR BUSINESS, FINANCIAL CONDITION AND RESULTS OF OPERATIONS. IN ADDITION, PROJECTIONS, ASSUMPTIONS AND ESTIMATES OF OUR FUTURE PERFORMANCE AND THE FUTURE PERFORMANCE OF THE INDUSTRIES IN WHICH WE OPERATE ARE NECESSARILY SUBJECT TO A HIGH DEGREE OF UNCERTAINTY AND RISK DUE TO A VARIETY OF FACTORS, INCLUDING THOSE DESCRIBED UNDER THE HEADINGS "RISK FACTORS" BEGINNING ON PAGE 21 OF THE PROSPECTUS AND PAGE 14 OF OUR ANNUAL REPORT ON FORM 10-K FOR THE YEAR ENDED DECEMBER 31, 2021. THESE FORWARD-LOOKING STATEMENTS ARE SUBJECT TO VARIOUS RISKS AND UNCERTAINTIES AND AMERICA FIRST MULTIFAMILY INVESTORS, L.P. EXPRESSLY DISCLAIMS ANY OBLIGATION TO PUBLICLY UPDATE OR REVISE ANY FORWARD-LOOKING STATEMENTS, WHETHER AS A RESULT OF NEW INFORMATION, FUTURE EVENTS OR OTHERWISE.

DISCLOSURE REGARDING NON-GAAP MEASURES

THIS DOCUMENT REFERS TO CERTAIN FINANCIAL MEASURES THAT ARE IDENTIFIED AS NON-GAAP. THE PARTNERSHIP BELIEVES THAT THESE NON-GAAP MEASURES ARE HELPFUL TO INVESTORS BECAUSE THEY ARE THE KEY INFORMATION USED BY MANAGEMENT TO ANALYZE THE PARTNERSHIP'S OPERATIONS. THIS INFORMATION SHOULD NOT BE CONSIDERED IN ISOLATION OR AS A SUBSTITUTE FOR THE RELATED GAAP MEASURES. A RECONCILIATION OF NON-GAAP MEASURES TO THE MOST COMPARABLE GAAP MEASURES CAN BE FOUND IN ADDENDUM C OF THIS PRESENTATION.

IMPORTANT NOTICES

FREE WRITING PROSPECTUS STATEMENT

AMERICA FIRST MULTIFAMILY INVESTORS, L.P. ("we," "us," "our," or the "PARTNERSHIP") HAS FILED A REGISTRATION STATEMENT ON FORM S-4 (INCLUDING A PROSPECTUS) AND A POST-EFFECTIVE AMENDMENT NO. 1 TO THE FORM S-4 (COLLECTIVELY, THE "REGISTRATION STATEMENT") WITH THE SECURITIES AND EXCHANGE COMMISSION (THE "SEC") FOR THE OFFERING TO WHICH THIS COMMUNICATION RELATES. THE ORIGINAL REGISTRATION STATEMENT ON FORM S-4 WAS DECLARED EFFECTIVE BY THE SEC ON JULY 6, 2021, AND THE POST-EFFECTIVE AMENDMENT NO.1 TO THE FORM S-4, WHICH CONTAINS THE CURRENT PROSPECTUS, WAS DECLARED EFFECTIVE BY THE SEC ON APRIL 13, 2022.

BEFORE YOU INVEST, YOU SHOULD READ THE PROSPECTUS IN THE REGISTRATION STATEMENT AND OTHER DOCUMENTS THE PARTNERSHIP HAS FILED WITH THE SEC FOR MORE COMPLETE INFORMATION ABOUT THE PARTNERSHIP AND THIS OFFERING. YOU MAY GET THESE DOCUMENTS FOR FREE BY VISITING EDGAR ON THE SEC WEB SITE AT WWW.SEC.GOV. ALTERNATIVELY, THE PARTNERSHIP WILL ARRANGE TO SEND YOU THE PROSPECTUS IF YOU REQUEST IT BY CALLING (855) 428-2951.

ADDITIONAL DISCLOSURES

THERE IS NO GUARANTEE THAT ANY SPECIFIC OUTCOME WILL BE ACHIEVED IN CONNECTION WITH YOUR INVESTMENT IN THE PARTNERSHIP. AN INVESTMENT IN OUR SERIES A-1 PREFERRED UNITS INVOLVES RISKS. AS AN INVESTOR, YOU SHOULD BE ABLE TO BEAR A COMPLETE LOSS OF YOUR INVESTMENT. YOU SHOULD CAREFULLY CONSIDER THE INFORMATION IN THE "RISK FACTORS" SECTION OF THE PROSPECTUS INCLUDED IN THE POST-EFFECTIVE AMENDMENT NO.1 TO THE REGISTRATION STATEMENT, WHICH WAS DECLARED EFFECTIVE BY THE SEC ON APRIL 13, 2022.

ATAX PREFERRED – PERFORMANCE SUMMARY

□ ORIGINAL INVESTMENT THESIS:

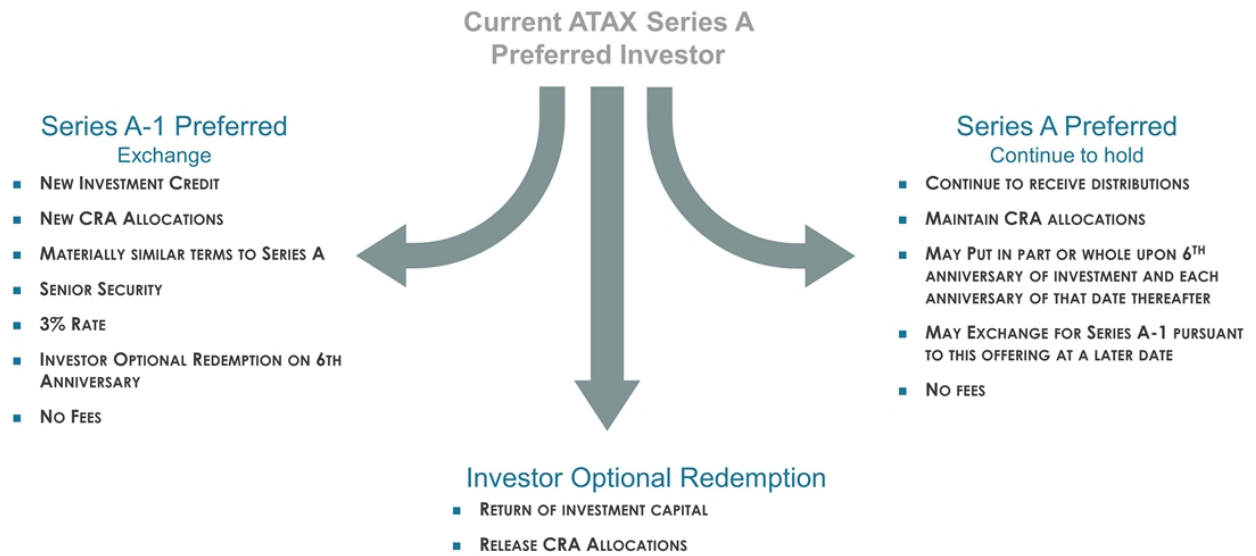
- TO PROVIDE US DEPOSITORY INSTITUTIONS WITH AN INVESTMENT LIKELY TO RECEIVE POSITIVE CRA CONSIDERATION, WHILE GENERATING INCOME, DISTRIBUTING CASH AND PROVIDING AN ALLOCATION OF INVESTMENT CAPITAL TO SPECIFIC COMMUNITY DEVELOPMENT INVESTMENTS. FURTHERMORE, THE INVESTMENT SHOULD REDUCE RISK THROUGH PORTFOLIO DIVERSIFICATION AND SENIORITY WITHIN THE FUND CAPITAL STACK.

□ PREFERRED SERIES A UNIT PERFORMANCE SUMMARY:

- \$94.5 MILLION OF PREFERRED SERIES A CAPITAL DEPLOYED BETWEEN Q1 2016 – Q4 2017
 - 5 INVESTORS MADE 9 SEPARATE ROUNDS OF INVESTMENT
 - \$20 MILLION OF SERIES A PREFERRED UNITS EXCHANGED FOR SERIES A-1 PREFERRED UNITS
- ALL PREFERRED UNIT DISTRIBUTIONS HAVE BEEN MADE IN FULL AND ON TIME
- CRA ALLOCATIONS MANAGED ACROSS 32 DIFFERENT ALLOCATION REQUESTS
- FROM Q1 2016 THROUGH Q1 2022*, ATAX PROVIDED FINANCING:
 - FOR 42 ADDITIONAL COMMUNITY DEVELOPMENT INVESTMENTS
 - IN 10 STATES AND 26 DIFFERENT COUNTIES
 - REPRESENTING 6,269 TOTAL UNITS

*Please see Addendum B: COMMUNITY DEVELOPMENT INVESTMENTS Q1 2016 – Q1 2022

ATAX SERIES A PREFERRED OPTIONS



ATAX – THE FUND

- AMERICA FIRST MULTIFAMILY INVESTORS, L.P. (NASDAQ:ATAX) (THE "FUND" OR THE "PARTNERSHIP") WAS FORMED ON APRIL 2, 1998 UNDER THE DELAWARE REVISED UNIFORM LIMITED PARTNERSHIP ACT FOR THE INITIAL PURPOSE OF ACQUIRING, HOLDING, SELLING AND OTHERWISE DEALING WITH A PORTFOLIO OF MORTGAGE REVENUE BONDS WHICH HAVE BEEN ISSUED TO PROVIDE CONSTRUCTION AND/OR PERMANENT FINANCING OF MULTIFAMILY RESIDENTIAL PROPERTIES. WE EXPECT AND BELIEVE THE INTEREST RECEIVED ON OUR MORTGAGE REVENUE BONDS IS EXCLUDABLE FROM GROSS INCOME FOR FEDERAL INCOME TAX PURPOSES. WE MAY ALSO MAKE OTHER INVESTMENTS IN ACCORDANCE WITH THE FIRST AMENDED AND RESTATED AGREEMENT OF LIMITED PARTNERSHIP DATED SEPTEMBER 15, 2015, AS FURTHER AMENDED.
- ATAX REPRESENTS THAT THE MAJORITY OF ITS INVESTED ASSETS WILL BE CRA-ELIGIBLE INVESTMENTS, AS DETERMINED BY ITS GENERAL PARTNER.

PARTNERSHIP DETAILS AS OF MARCH 31, 2022	
SYMBOL (NASDAQ)	ATAX
MOST RECENT QUARTERLY DISTRIBUTION ¹	\$0.33
BUC PRICE (COMMON) ¹	\$18.15
UNITS OUTSTANDING ¹	22,016,636
MARKET CAPITALIZATION	\$399.6 MILLION
52-WEEK RANGE OF BUC PRICE ¹	\$16.50 - \$21.21
TOTAL ASSETS	\$1.4 BILLION
RATIO OF DEBT TO TOTAL ASSETS AT PAR AND COST	69%

¹ON APRIL 1, 2022, THE PARTNERSHIP EFFECTED A ONE-FOR-THREE REVERSE UNIT SPLIT OF ITS OUTSTANDING BENEFICIAL UNIT CERTIFICATES ("BUCs"). THE AMOUNTS INDICATED ABOVE HAVE BEEN ADJUSTED TO REFLECT THE ONE-FOR-THREE REVERSE UNIT SPLIT ON A RETROSPECTIVE BASIS.

ATAX – STRUCTURE*



ATAX WAS FORMED FOR THE PRIMARY PURPOSE OF ACQUIRING, HOLDING, SELLING AND OTHERWISE DEALING WITH A PORTFOLIO OF MORTGAGE REVENUE BONDS WHICH HAVE BEEN ISSUED TO PROVIDE CONSTRUCTION AND/OR PERMANENT FINANCING OF MULTIFAMILY RESIDENTIAL PROPERTIES.

\$1.4 BILLION PORTFOLIO GENERATES PRIMARILY INTEREST AND AMORTIZATION FOR THE FUND. THE FUND PAYS MANAGEMENT FEES AND OPERATING EXPENSES.



ATAX USES PRUDENT LEVELS OF LEVERAGE TO OPTIMIZE FUND RETURNS. ATAX IS APPROXIMATELY 69% LEVERED, OF WHICH 32% OF DEBT IS FIXED RATE ON FIXED RATE ASSETS AND 33% IS VARIABLE RATE DEBT ON VARIABLE RATE ASSETS.

PREFERRED UNITS ARE SENIOR IN DISTRIBUTION & LIQUIDATION TO THE GENERAL PARTNER AND BUC CAPITAL. THE PREFERRED UNITS RECEIVE CRA ALLOCATION TO SPECIFIC REQUESTED COMMUNITY DEVELOPMENT INVESTMENTS.



ATAX
AMERICA FIRST
MULTIFAMILY INVESTORS, L.P

\$399.6 MILLION OF MARKET CAP EQUITY AS BENEFICIAL UNIT CERTIFICATES (BUCs) LISTED ON NASDAQ. HOLDERS RECEIVE QUARTERLY DISTRIBUTIONS.

*FOR ILLUSTRATION PURPOSES ONLY.

PREFERRED UNITS DISTRIBUTION COVERAGE RATIO

- THE PARTNERSHIP BELIEVES THAT NET INCOME AND CASH AVAILABLE FOR DISTRIBUTION* ("CAD") PROVIDES RELEVANT INFORMATION ABOUT THE PARTNERSHIP'S OPERATIONS AND IS NECESSARY FOR UNDERSTANDING ITS OPERATING RESULTS.

Year	Net Income	CAD	Preferred Units Distribution & Accretion	Full CAD ¹	Series A/A-1 Preferred Units Distribution ²	Series A/A-1 Preferred Units Distribution Coverage Ratio	
						Net Income	CAD
2016	\$ 23,784,507	\$ 30,204,080	\$ 583,407	\$ 30,787,487	\$ 2,835,000	8.4X	10.9X
2017	\$ 30,591,198	\$ 36,098,781	\$ 1,982,538	\$ 38,081,319	\$ 2,835,000	10.8X	13.4X
2018	\$ 41,139,529	\$ 43,567,768	\$ 2,871,050	\$ 46,438,818	\$ 2,835,000	14.5X	16.4X
2019	\$ 30,492,151	\$ 34,388,377	\$ 2,871,051	\$ 37,259,428	\$ 2,835,000	10.8X	13.1X
2020	\$ 7,208,828	\$ 15,766,220	\$ 2,871,051	\$ 18,637,271	\$ 2,835,000	2.5X	6.6X
2021	\$ 38,099,488	\$ 39,666,322	\$ 2,871,051	\$ 42,537,373	\$ 2,835,000	13.4X	15.0X
2022	\$ 26,264,018	\$ 21,657,808	\$ 717,744	\$ 22,375,552	\$ 708,750	37.1X	31.6X
Three Year Average (2019-2021)						8.9X	11.6X
Five Year Average (2017-2021)						10.4X	12.9X

Assumptions:

- 1) Full CAD calculated by adding back Preferred Unit Distributions & Accretion to CAD
- 2) Assumes Issuance of \$94,500,000 of Series A Preferred Units as if outstanding over entire period reviewed.

*PLEASE SEE ADDENDUM C: CASH AVAILABLE FOR DISTRIBUTION CALCULATIONS FOR THE RECONCILIATION OF CAD TO ITS MOST DIRECTLY COMPARABLE GAAP MEASURE.

INTEREST RATE SENSITIVITY ANALYSIS

- THE MANAGEMENT TEAM SEEKS THE OPTIMIZATION OF FIXED VERSUS VARIABLE RATE LEVERAGE BASED UPON THE CURRENT AND PROJECTED INTEREST RATE MARKET.
- REPRESENTS THE CHANGE OVER THE NEXT 12 MONTHS ASSUMING AN IMMEDIATE SHIFT IN RATES AND MANAGEMENT DOES NOT ADJUST ITS STRATEGY IN RESPONSE.

DESCRIPTION	-25 BPS	+50 BPS	+100 BPS	+150 BPS	+200 BPS
TOB DEBT FINANCINGS	\$1,131,993	(\$2,263,986)	(\$4,527,972)	(\$6,791,959)	(\$9,055,945)
TEBS DEBT FINANCING	127,391	(254,781)	(509,562)	(764,343)	(1,019,124)
OTHER INVESTMENT FINANCINGS	(17,763)	34,578	69,157	103,735	138,314
VARIABLE RATE INVESTMENTS	(892,975)	1,892,160	3,827,651	5,774,873	7,722,104
TOTAL	\$348,646	(\$592,029)	(\$1,140,726)	(\$1,677,694)	(\$2,214,651)

Please Note:

- The interest rate sensitivity table above (the "Table") represents the change in interest income from investments, net of interest on debt and settlement payments for interest rate derivatives over the next twelve months, assuming an immediate parallel shift in the LIBOR yield curve and the resulting implied forward rates are realized as a component of this shift in the curve. Assumptions include anticipated interest rates, relationships between interest rate indices and outstanding investments, liabilities and interest rate derivative positions.
- No assurance can be made that the assumptions included in the Table presented herein will occur or that other events will not occur that will affect the outcomes of the analysis. Furthermore, the results included in the Table assume the Partnership does not act to change its sensitivity to the movement in interest rates.
- As the above information incorporates only those material positions or exposures that existed as of March 31, 2022, it does not consider those exposures or positions that could arise after that date. The ultimate economic impact of these market risks will depend on the exposures that arise during the period, our risk mitigation strategies at that time and the overall business and economic environment.

COMMUNITY DEVELOPMENT INVESTMENTS

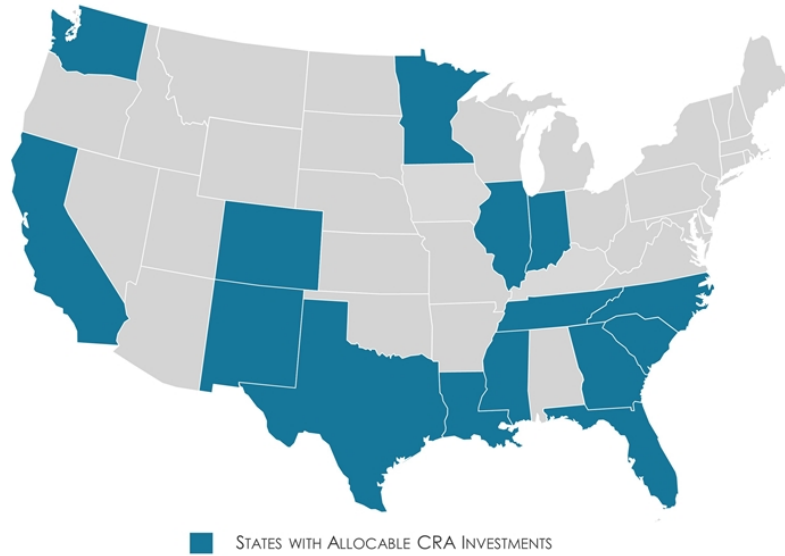
- THE MAJORITY OF THE FUND'S INVESTED ASSETS ARE CRA-ELIGIBLE INVESTMENTS ("COMMUNITY DEVELOPMENT INVESTMENTS" OR "CDI").
 - CRA MAJORITY OF INVESTED ASSETS CERTIFICATION PROVIDED AT CLOSE.
 - ANNUAL CRA MAJORITY OF INVESTED ASSETS CERTIFICATION PROVIDED THEREAFTER.
- THE GENERAL PARTNER DETERMINES CDI'S WHERE THE MAJORITY OF UNDERLYING UNITS ARE RESTRICTED TO THOSE EARNING LESS THAN 80% OF AREA MEDIAN INCOME ("AMI").
 - LOW INCOME HOUSING TAX CREDIT MULTIFAMILY HOUSING.
 - 501(C)3 INCOME RESTRICTED MULTIFAMILY HOUSING.
- CDI SPECIFIC ALLOCATION, PORTFOLIO DIVERSIFIED RISK.
 - EQUITY ALLOCATED TO SPECIFIC CDI(S) FOR REPORTING PURPOSES.
 - STRICT CONTROL OF CRA ALLOCATIONS TO ENSURE NO OVERLAP.
 - ECONOMIC RISK SPREAD ACROSS THE ENTIRE FUND PORTFOLIO.
- REGULATORY APPROVAL RECEIVED BY PREFERRED UNIT INVESTORS.



ILLUSTRATIVE TRANSACTIONS

COMMUNITY DEVELOPMENT INVESTMENTS AVAILABLE FOR ALLOCATION

State	CRA Available for Allocation
CA	118,195,445
FL	12,855,357
IL	7,351,468
IN	5,220,000
LA	11,500,000
MN	142,800,194
NC	16,365,000
NM	24,900,000
SC	85,408,004
TN	11,581,925
TX	355,282,532
WA	9,850,000
CO	50,514,260
MS	6,900,000
GA	4,971,786
Total	\$863,695,971



* INFORMATION AS OF MARCH 31, 2022

THE MANAGEMENT TEAM

- WE APPROACH MULTIFAMILY REAL ESTATE AS LONG-TERM OWNERS AND MANAGERS. BASED IN OMAHA, NEBRASKA, THE CORE TEAM OF REAL ESTATE PROFESSIONALS EXECUTES ATAX'S FUNDAMENTAL LONG-TERM STRATEGY.

- OUR IN-DEPTH KNOWLEDGE OF THE INDUSTRY, FROM DEVELOPMENT TO PROPERTY MANAGEMENT, COMBINED WITH OUR PROVEN AND VERIFIABLE TRACK RECORD OF SUCCESS, IS A TESTAMENT OF THE COMMITMENT AND DEDICATION WE BRING TO EACH PROPERTY. THE GENERAL PARTNER THAT MANAGES ATAX'S OPERATIONS IS A WHOLLY OWNED SUBSIDIARY OF GREYSTONE.

- KEY FEATURES OF EACH OF OUR REAL ESTATE INVESTMENTS INCLUDES:
 - SAFETY AND PRESERVATION OF CAPITAL.
 - PREDICTABLE CURRENT CASH DISTRIBUTIONS/YIELDS.
 - POTENTIAL FOR ENHANCED YIELD/CAPITAL APPRECIATION.

- EXPERTISE
 - MULTIFAMILY OWNERSHIP
 - AFFORDABLE HOUSING
 - SENIORS AND SKILLED NURSING FACILITIES
 - MULTIFAMILY PROPERTY MANAGEMENT
 - STUDENT HOUSING

GREYSTONE

- GREYSTONE, FOUNDED IN 1988, IS A NATIONAL COMMERCIAL REAL ESTATE LENDING, INVESTMENT AND ADVISORY FIRM HEADQUARTERED IN NEW YORK WITH OFFICES IN 34 STATES, AND OVER 1,500 EMPLOYEES.

- GREYSTONE IS A LEADING MULTIFAMILY AND HEALTHCARE LENDER, HAVING ORIGINATED \$18.3 BILLION IN 2021.
 - GREYSTONE'S REAL ESTATE FINANCE CAPABILITIES PROVIDE FLEXIBLE CAPITAL SOLUTIONS ACROSS A VARIETY OF PLATFORMS INCLUDING FANNIE MAE, FREDDIE MAC, FHA, CMBS, BRIDGE, MEZZANINE, AND PREFERRED EQUITY.
 - CLEAR MARKET LEADER IN RESTRUCTURING DEFAULTED FEDERAL HOUSING ADMINISTRATION (FHA) MULTIFAMILY LOANS.
 - #1 2021 FHA MULTIFAMILY LOAN ORIGINATOR IN NUMBER OF LOANS FOR MULTIFAMILY AND HEALTHCARE COMBINED.
 - #2 2021 SMALL LOAN FANNIE MAE DELEGATED UNDERWRITER AND SERVICING (DUS®) LENDER IN THE UNITED STATES.

- GREYSTONE'S REAL ESTATE INVESTMENT BUSINESSES INCLUDE REAL ESTATE DEVELOPMENT; ACQUISITION AND MANAGEMENT OF MULTIFAMILY HOUSING; AFFORDABLE HOUSING AND HEALTHCARE FACILITIES.

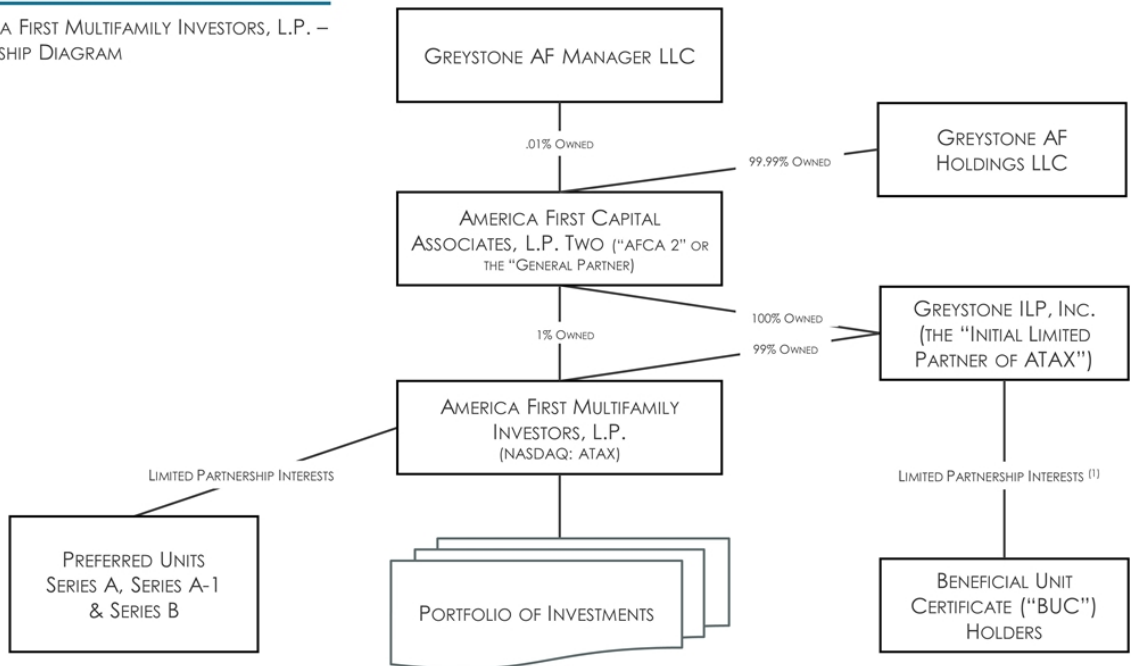
- GREYSTONE'S REAL ESTATE ADVISORY BUSINESSES OFFER A RANGE OF SPECIALTIES, INCLUDING MULTIFAMILY AND HEALTHCARE SALES ADVISORY, AFFORDABLE HOUSING PRESERVATION, AND DEVELOPMENT MANAGEMENT.

SUMMARY OF KEY TERMS SERIES A-1 PREFERRED UNITS

ISSUER	AMERICA FIRST MULTIFAMILY INVESTORS, L.P., A DELAWARE LIMITED PARTNERSHIP. (NASDAQ:ATAX)
SECURITIES TO BE EXCHANGED	UP TO 9,450,000 SERIES A-1 PREFERRED UNITS, REPRESENTING LIMITED PARTNERSHIP INTERESTS IN THE PARTNERSHIP
EXCHANGE AMOUNT	IN PART OR IN WHOLE
RATE	3.0% FIXED RATE, NON-CUMULATIVE DISTRIBUTION PAID QUARTERLY.
INVESTOR OPTIONAL REDEMPTION	CAN PUT ALL, OR IN PART, AT PAR PLUS ANY ACCRUED AND UNPAID DISTRIBUTION: <ul style="list-style-type: none"> • UPON THE SIXTH ANNIVERSARY OF THE INITIAL INVESTMENT AND EACH ANNIVERSARY THEREAFTER; • IF THE RATIO BETWEEN THE BUCs AND AGGREGATE SERIES A/A-1 PREFERRED UNITS FALLS BELOW, ON AVERAGE, 1:1 FOR 15 CONSECUTIVE BUSINESS DAYS.
ISSUER OPTIONS	ISSUER HAS THE OPTION TO CALL ALL, OR IN PART, UPON THE SIXTH (6TH) ANNIVERSARY OF THE INITIAL INVESTMENT AND EACH ANNIVERSARY THEREAFTER.
DISTRIBUTION AND LIQUIDATION PREFERENCE	SENIOR TO BUCs AND ON PARITY WITH THE SERIES A PREFERRED UNITS
INVESTED ASSETS	ATAX REPRESENTS THAT THE MAJORITY OF ITS INVESTED ASSETS, AS DETERMINED BY ITS GENERAL PARTNER, WILL BE CRA-ELIGIBLE INVESTMENTS.
RIGHTS	NON-VOTING, NON-CONVERTIBLE, NO REGISTRATION RIGHTS.
CRA ALLOCATION	COMMUNITY DEVELOPMENT INVESTMENT SPECIFIC ALLOCATION WITH PORTFOLIO DIVERSIFICATION
FUND CRA	CRA CERTIFICATE OF MAJORITY OF INVESTED ASSETS AT CLOSE, ANNUALLY THEREAFTER
FEES	NONE

ADDENDUM A

AMERICA FIRST MULTIFAMILY INVESTORS, L.P. – OWNERSHIP DIAGRAM



¹ BENEFICIAL UNIT CERTIFICATES ("BUCs") REPRESENT LIMITED PARTNERSHIP INTERESTS IN AMERICA FIRST MULTIFAMILY INVESTORS, L.P. THAT ARE CREDITED TO THE INITIAL LIMITED PARTNER AND WHOSE RIGHTS ARE IRREVOCABLY ASSIGNED TO THE BUC HOLDERS.

ADDENDUM B

COMMUNITY DEVELOPMENT INVESTMENTS
Q1 2016 – Q4 2021

Community Development Investment	Project Location	Deal Type	County	State	Units
Companion at Thornhill Apartments	Lexington, SC	Refinance	Lexington	SC	179
Concord at Williamcrest	Houston TX	Acquisition + Rehab	Harris	TX	288
Concord at Gulf Gate	Houston TX	Acquisition + Rehab	Harris	TX	288
Concord at Little York	Houston TX	Acquisition + Rehab	Harris	TX	276
Las Palmas II	Coachella, CA	Acquisition + Rehab	Riverside	CA	81
San Vicente Townhomes	Soledad, CA	Acquisition + Rehab	Monterey	CA	50
Harmony Court	Bakersfield, CA	Acquisition + Rehab	Kern	CA	96
Summerhill	Bakersfield, CA	Acquisition + Rehab	Kern	CA	128
Madera Family	Madera, CA	Acquisition + Rehab	Madera	CA	75
Courtyard	Fullerton, CA	Acquisition + Rehab	Orange	CA	108
Seasons San Juan Capistrano	San Juan Capistrano, CA	Acquisition + Rehab	Orange	CA	112
Seasons Lakewood	Lakewood, CA	Acquisition + Rehab	Los Angeles	CA	85
Oaks at Georgetown	Georgetown, TX	Acquisition + Rehab	Williamson	TX	192
Harmony Terrace	Simi Valley, CA	Acquisition + Rehab	Ventura	CA	136
Avistar at Copperfield	Houston, TX	Acquisition + Rehab	Harris	TX	192
Avistar at Wilcrest	Houston, TX	Acquisition + Rehab	Harris	TX	88
Avistar at Wood Hollow	Austin, TX	Acquisition + Rehab	Travis	TX	409
Montecito at Williams Ranch	Salinas, CA	Acquisition + Rehab	Monterey	CA	132
Village at River's Edge	Columbia, SC	New Construction	Richland	SC	124
Vineyard Gardens	Oxnard, CA	Acquisition + Rehab	Ventura	CA	62
South Pointe	Hanahan, SC	Acquisition + Rehab	Berkeley	SC	256

ADDENDUM B (CONTINUED)

COMMUNITY DEVELOPMENT INVESTMENTS
Q1 2016 – Q4 2021

Community Development Investment	Project Location	Deal Type	County	State	Units
Rosewood	Goose Creek, SC	Acquisition + Rehab	Berkeley	SC	100
Solano Vista	Vallejo, CA	Acquisition + Rehab	Solano	CA	96
Village at Avalon	Albuquerque, NM	New Construction	Bernalillo	NM	240
Gateway Village	Hillsborough, NC	Acquisition + Rehab	Orange	NC	64
Lynnhaven	Durham, NC	Acquisition + Rehab	Durham	NC	75
Montevista	San Pablo, CA	Acquisition + Rehab	Contra Costa	CA	82
Scharbauer Flats	Midland, TX	New Construction	Midland	TX	300
Oasis at Twin Lakes	Roseville, MN	New Construction	Ramsey	MN	228
Ocotillo Springs	Brawley, CA	New Construction	Imperial	CA	75
CCBA Senior Gardens	San Diego, CA	New Construction	San Diego	CA	45
Centennial Crossings	Centennial, CO	New Construction	Arapahoe	CO	209
Hilltop at Signal Hills	West St Paul, MN	New Construction	Dakota	MN	146
Legacy Commons at Signal Hills	West St Paul, MN	New Construction	Dakota	MN	247
Hope on Broadway	Los Angeles, CA	New Construction	Los Angeles	CA	49
Hope on Avalon	Los Angeles, CA	New Construction	Los Angeles	CA	88
Jackson Manor Apartments	Jackson, MS	Acquisition + Rehab	Hinds	MS	60
Osprey Village	Kissimmee, FL	New Construction	Osceola	FL	383
Willow Place Apartments	McDonough, GA	New Construction	Henry	GA	182
Anaheim & Walnut	Long Beach, CA	Acquisition + Rehab	Los Angeles	CA	88
Residency at the Mayer	Hollywood, CA	Acquisition + Rehab	Los Angeles	CA	79
Lutheran Gardens Apartments	Compton, CA	Acquisition + Rehab	Los Angeles	CA	76
					6,269

ADDENDUM C

CASH AVAILABLE FOR DISTRIBUTION CALCULATION

THE PARTNERSHIP BELIEVES THAT CASH AVAILABLE FOR DISTRIBUTION ("CAD") PROVIDES RELEVANT INFORMATION ABOUT THE PARTNERSHIP'S OPERATIONS AND IS NECESSARY, ALONG WITH NET INCOME, FOR UNDERSTANDING ITS OPERATING RESULTS. TO CALCULATE CAD, THE PARTNERSHIP BEGINS WITH NET INCOME AS COMPUTED IN ACCORDANCE WITH GAAP AND ADJUSTS FOR NON-CASH EXPENSES CONSISTING OF DEPRECIATION EXPENSE, AMORTIZATION EXPENSE RELATED TO DEFERRED FINANCING COSTS, AMORTIZATION OF PREMIUMS AND DISCOUNTS, NON-CASH INTEREST RATE DERIVATIVE EXPENSE OR INCOME, PROVISIONS FOR CREDIT AND LOAN LOSSES, IMPAIRMENTS ON MRBS, GOVERNMENTAL ISSUER LOANS, PUBLIC HOUSING CAPITAL FUND TRUST CERTIFICATES, REAL ESTATE ASSETS AND PROPERTY LOANS, DEFERRED INCOME TAX EXPENSE (BENEFIT) AND RESTRICTED UNIT COMPENSATION EXPENSE. THE PARTNERSHIP ALSO DEDUCTS TIER 2 INCOME ALLOCABLE TO THE GENERAL PARTNER AS DEFINED IN THE PARTNERSHIP AGREEMENT AND DISTRIBUTIONS AND ACCRETION FOR THE PREFERRED UNITS. NET INCOME IS THE GAAP MEASURE MOST COMPARABLE TO CAD. THERE IS NO GENERALLY ACCEPTED METHODOLOGY FOR COMPUTING CAD, AND THE PARTNERSHIP'S COMPUTATION OF CAD MAY NOT BE COMPARABLE TO CAD REPORTED BY OTHER COMPANIES. ALTHOUGH THE PARTNERSHIP CONSIDERS CAD TO BE A USEFUL MEASURE OF THE PARTNERSHIP'S OPERATING PERFORMANCE, CAD IS A NON-GAAP MEASURE THAT SHOULD NOT BE CONSIDERED AS AN ALTERNATIVE TO NET INCOME CALCULATED IN ACCORDANCE WITH GAAP, OR ANY OTHER MEASURES OF FINANCIAL PERFORMANCE PRESENTED IN ACCORDANCE WITH GAAP. THE FOLLOWING TABLE SHOWS THE CALCULATION OF CAD (AND A RECONCILIATION OF THE PARTNERSHIP'S NET INCOME, AS DETERMINED IN ACCORDANCE WITH GAAP, TO CAD) FOR THE THREE MONTHS ENDED MARCH 31, 2022, AND THE YEARS ENDED DECEMBER 31, 2021, 2020, 2019, 2018, 2017 AND 2016.

	THREE MONTHS ENDING		FOR THE YEARS ENDED DECEMBER 31,				
	MARCH 31, 2022	2021	2020	2019	2018	2017	2016
NET INCOME	26,264,018	38,099,488	7,208,828	30,492,151	41,139,529	30,591,198	23,784,507
CHANGE IN FAIR VALUE OF DERIVATIVES AND INTEREST RATE DERIVATIVE AMORTIZATION	(2,475,131)	(23,214)	(116,899)	499,835	(724,579)	240,091	(17,618)
DEPRECIATION AND AMORTIZATION EXPENSE	683,662	2,732,922	2,810,073	3,091,417	3,556,265	5,212,859	6,862,530
PROVISION FOR CREDIT LOSS	-	1,856,893	7,318,590	-	-	-	-
PROVISION FOR LOAN LOSS	-	444,302	911,232	-	-	-	-
IMPAIRMENT OF SECURITIES	-	-	-	-	1,141,020	761,960	-
IMPAIRMENT CHARGE ON REAL ESTATE ASSETS	-	-	25,200	75,000	150,000	-	61,506
REVERSAL OF IMPAIRMENT ON SECURITIES	-	-	(1,902,979)	-	-	-	-
REVERSAL OF IMPAIRMENT CHARGE ON REAL ESTATE ASSETS	-	(250,200)	-	-	-	-	-
AMORTIZATION OF DEFERRED FINANCING COSTS	451,472	1,209,837	1,450,398	1,713,534	1,673,044	2,324,535	1,862,509
RESTRICTED UNIT COMPENSATION EXPENSE	173,898	1,277,694	1,017,938	3,636,091	1,822,525	1,615,242	833,142
DEFERRED INCOME TAXES	7,266	(89,055)	(105,920)	(149,874)	(242,235)	(400,000)	366,000
REDEEMABLE PREFERRED UNIT DISTRIBUTIONS AND ACCRETION	(717,744)	(2,871,051)	(2,871,051)	(2,871,051)	(2,871,050)	(1,982,538)	(583,407)
TIER 2 (INCOME) LOSS ALLOCABLE TO THE GENERAL PARTNER	(2,645,979)	(2,649,242)	80,501	(2,018,202)	(2,062,118)	(1,994,518)	(2,858,650)
RECOVERY OF PRIOR CREDIT LOSS	(5,279)	-	-	-	-	-	-
BOND PURCHASE PREMIUM (DISCOUNT) AMORTIZATION (ACCRETION), NET OF CASH RECEIVED	(78,375)	(72,052)	(59,691)	(80,524)	(14,633)	(270,048)	(106,439)
TOTAL CAD	21,657,808	39,666,322	15,766,220	34,388,377	43,567,768	36,098,781	30,204,080